

GRAPHICS

NAME _____


GROUP _____ DATE _____

MY NOTES _____

Following the Design Process

1. Identify the Problem and meet the needs (constraints)
2. Research (look at previous ideas)
3. Create new Ideas (many)
4. Choose the best idea
5. Draw / make Plans
6. Make Product - presentation make / test a model (modify design)
7. Evaluate it (use - because, however)

WHERE DO I HOLD MY PENCIL?



2H PENCIL OR HARDER

CONSTRUCTION LINES
PRESSURE FROM WEIGHT OF PENCIL ONLY

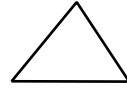
2H, H OR F PENCIL

DIMENSION LINES
MIDDLE PRESSURE FROM WEIGHT OF HAND

H, B OR HB PENCIL

OUTLINES AND LETTERING
FIRM EVEN PRESSURE TOWARDS THE POINT

SHAPES

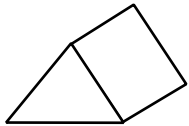


TRIANGLE



ELIPSE

FORMS

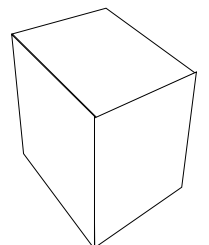
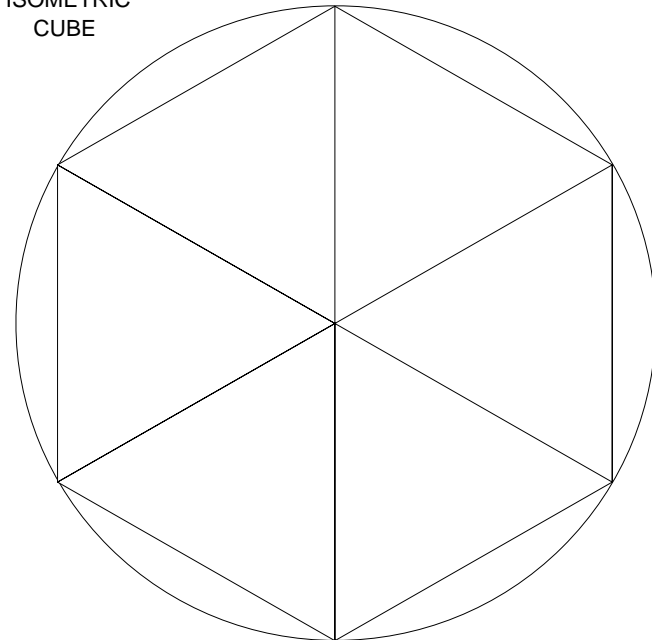


TENT/ROOF



EXHAUST PIPE

ISOMETRIC CUBE



PERSPECTIVE CUBE